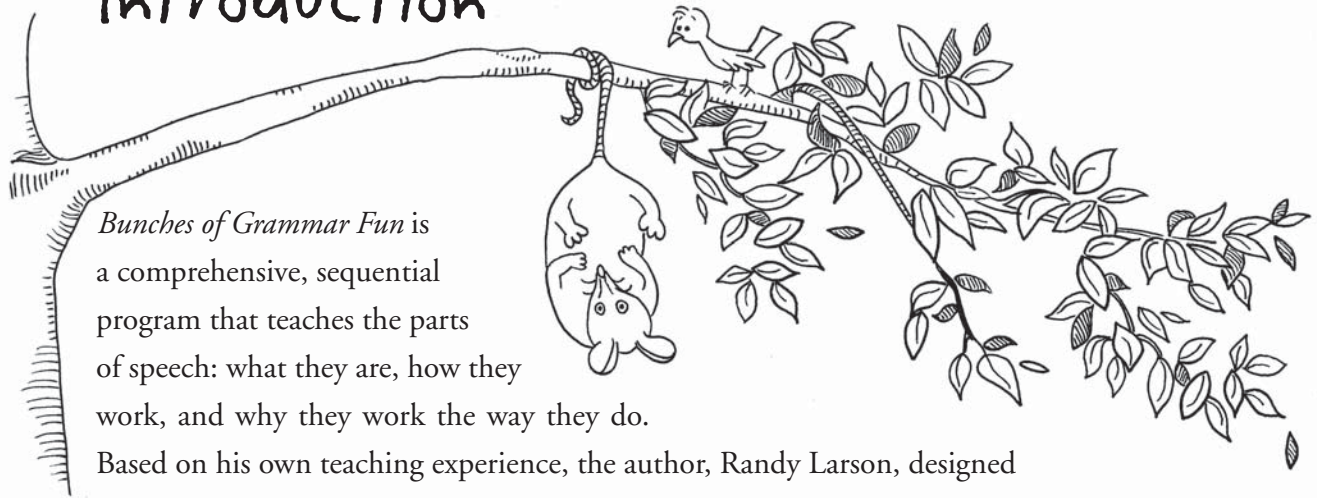


Introduction



Bunches of Grammar Fun is a comprehensive, sequential program that teaches the parts of speech: what they are, how they work, and why they work the way they do.

Based on his own teaching experience, the author, Randy Larson, designed this program to motivate students in middle and high school who struggle with basic grammar concepts. The three books (sold separately or in a set) feature entertaining illustrations and high-interest, humorous text. The simple explanations, wacky examples, and zany activities will engage students who have a tough time reading and paying attention and who would rather be doing anything other than learning grammar.

This program can be used as a supplement to any existing grammar program or can be used as a stand-alone curriculum. Teachers who use the *Bunches of Grammar Fun* series as a complete grammar curriculum will see the continuity of the material emerge more clearly. Used sequentially, the program will teach the parts of speech using a building blocks method, showing students that the parts of speech are interdependent in meaning and function.

Bunches of Grammar Fun can be used one-on-one or with the whole class to deliver high-quality instruction in a fun format to students who are at risk or who have learning differences or special needs. This program motivates and teaches students who sometimes struggle with their differences in the classroom, giving all students a chance to succeed.

Three Books

The hilarious explanations and activities in Book 1 give students a basic introduction to the parts of speech. On each activity sheet, students are asked to identify, use, or add to the basic concept presented. Many activities involve building sentences or relating personal experiences to the topic.

Book 2 is just as zany as Book 1 and is great for students who are ready to take grammar to the next level. The same parts of speech are taught, but activities are expanded, new concepts are introduced, and students have to do more to show that they have mastered the skills and concepts taught. Since Book 2 uses fresh material to reinforce skills learned in Book 1, it is also effective for students who need additional practice or who just did not get it the first time.


Book 3 covers more challenging grammar skills and concepts using the same fun format as the first two books. The sentences in the activities have a more complex structure, requiring more advanced reading ability. Most of the activity sheets include a sentence-writing activity in which students use the skills and concepts they have learned, as well as their imaginations, to create sentences of their own.

Eight Units

In each book, the activity sheets are presented in eight units—one for each part of speech. Units are:

- | | |
|------------|---------------|
| Nouns | Adverbs |
| Pronouns | Prepositions |
| Adjectives | Conjunctions |
| Verbs | Interjections |

Activity Sheets



Each book provides over 200 reproducible activity sheets that teach and reinforce basic grammar skills. The activity sheets feature simple explanations of the concepts being taught, including fun examples to illustrate the lessons. If a concept has already been introduced on a previous activity sheet, a brief review is provided.

Each concept explanation is followed by one or two simple activities, requiring students to complete exercises by filling in blanks, identifying correctly or incorrectly used words, writing sentences, or

responding to open-ended questions. The activities have short written directions that are easy for students to read and understand. On most activity sheets, the first question or problem is already completed to assist visual learners in completing the activity correctly.

Explanations, examples, and activity sentences are designed to grab students' attention, make them laugh, and help them stay focused on the lesson. The activity sheets also feature silly or humorous illustrations that make students curious about the subject of the activity sheet. The illustrations could easily lead to class discussions, extension activities, or creative writing exercises.

Assessments


Name _____ Date _____

Quiz: What Kind of Noun Is It?

It's time to show off your noun knowledge. This quiz will prove you know what's proper and what's common. Don't even let Yucie a noun poof!

GO!

Look at the nouns below. Decide if each noun is common or proper. Write **P** (proper) or **C** (common) in the blank next to each noun.



1. _____ Penny's Parkshop Palace	8. _____ Half House of Hair
2. _____ sweater	9. _____ park
3. _____ Africa	10. _____ Martin Luther King, Jr.
4. _____ New York Yankees	11. _____ Mount St. Helens
5. _____ truck	12. _____ kitchen
6. _____ pie	13. _____ Angelin' Ann and Crafts
7. _____ lifeguard	14. _____ mouse

GRAMMAR FUN 2

After a major concept is introduced and reviewed on several activity sheets, a quiz is provided to assess students' mastery of the concept. No explanation or examples are given, but there is still an amusing introduction to help students who suffer from test anxiety to relax. The quizzes follow the same format as the activity sheets, which students are familiar with. The activities and illustrations are still wild and crazy.

With these quizzes, students don't have anything to worry about. There are no bubbles to fill in,

the text isn't tiny to allow for more questions, and the word "TEST" isn't flashing across the top of the page. These quizzes are different; they won't make students' hearts beat faster or make them want to run and hide. A *Bunches of Grammar Fun* quiz is just another activity, but it will tell the teacher how much the students are learning about grammar.

Answer Key

Answer Key

Unit 1: Nouns

Page 1 Things! Things! Things!
Answers will vary.

Page 2 Nouns That Go Crash!
Answers will vary.

Page 3 Flying Nouns
1. jet 2. eagle 3. helicopter 4. banister 5. kite

Page 4 Common Fun
Answers will vary.

Page 5 Favorite Proper Nouns
Answers will vary.

Page 6 Proper Noun Fill-In
Answers will vary.

Page 7 Proper Nouns Name Places
1. White House 2. Mississippi River 3. Amazon Rain Forest 4. St. Louis 5. Alaska 6. Mars

Page 8 Hometown Proper Nouns
Answers will vary.

Page 9 Proper Noun Things
1. Washington Monument 2. Golden Gate Bridge 3. Mount Rushmore 4. Eiffel Tower

Page 10 Where 'Is?
1. C 2. P 3. P 4. P 5. C 6. C 7. P 8. C 9. C 10. P 11. C 12. P

Page 11 Common or Proper Shoes?
1. Florida Everglades 2. Los Angeles 3. Will Smith 4. Pikes Peak 5. Lincoln Memorial 6. Marsh Curry

GRAMMAR FUN 2

Each book includes an answer key, showing the correct solutions for each activity. If several answers could be correct, the answer key states, "Answers will vary."