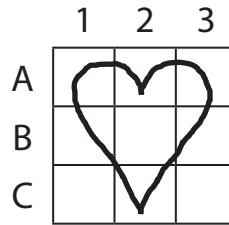
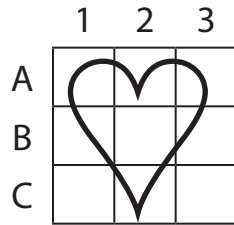
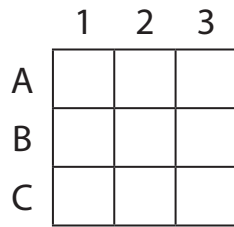
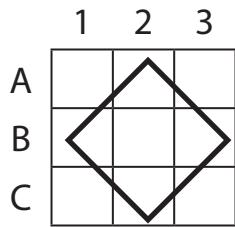


Directions: Using the numbers and letters as a guide, copy each item onto the second grid so that it matches the first exactly.

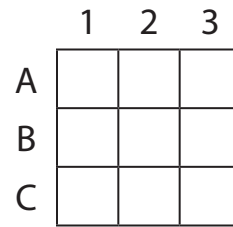
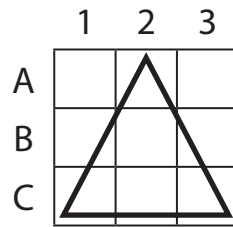
Example:



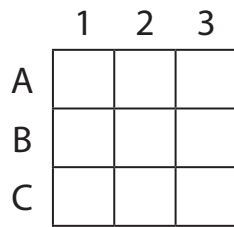
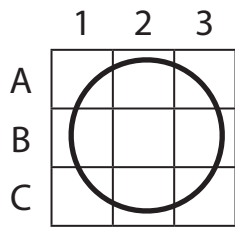
1.



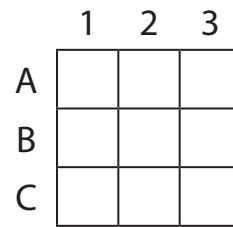
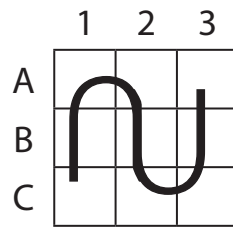
5.



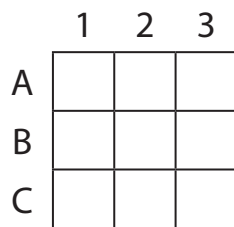
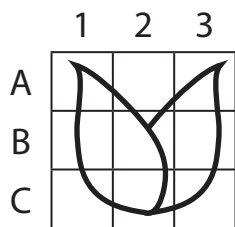
2.



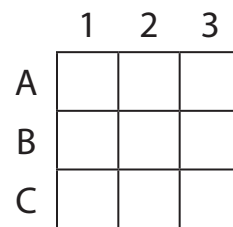
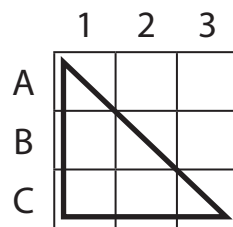
6.



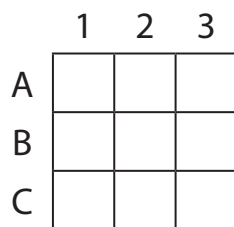
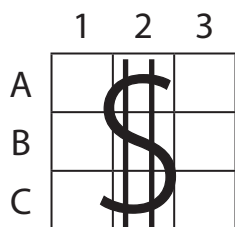
3.



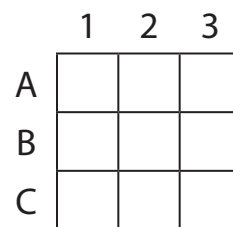
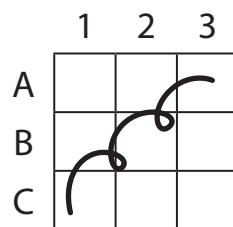
7.



4.



8.



Directions: The figures below represent parts of letters. Complete them by adding lines, curves, or both to each figure. They will spell words from each of the named categories.

Example: SLEET

WEATHER

1. S | I | D V |
2. R - IN
3. _ L I G H T N I N G
4. I T J I N D R

SPORTS

13. H O C K E Y
14. S W I M M I N G
15. B O X I N G
16. F O O T B A L

FRUITS

5. J U R A N G E
6. A P P L E
7. G R A P E
8. C H E R R Y

PIES

17. P U M P I N
18. P E A R
19. P E C A N
20. P L U M B E R Y

CARS

9. F O R D
10. V O L V O
11. F O N D A
12. C H R Y S L E R

CLOTHES

21. S H O E S
22. D R E S S
23. S H I R T
24. C O A T